



OUTREACH NOTICE
Northern Region – Beaverhead-Deerlodge National Forest

Title, GS-Series-Grade:	Wildlife Biologist, GS 7/9
Duty Station:	Dillon or Butte, Montana
Respond by:	January 31, 2022

We are seeking to fill one Wildlife Biologist, GS-0486-7/9 position on the Beaverhead-Deerlodge National Forest stationed out of Dillon or Butte, Montana. This position would work across all districts, as needed. This is a permanent, full-time position.

If you'd like to be considered for this job opportunity, please complete the outreach response form and email to Jennifer (Jay) Gatlin (Wildlife Program Manager; jennifer.gatlin@usda.gov) by close of business on January 31, 2022.

We seek an individual who:

- Is interested in contributing to a dynamic and cohesive group of biologists;
- Works as a team, has the ability to lead, and is confident asking questions;
- Works and communicates well with others especially under challenging work situations;
- Can conduct field surveys safely in remote areas in grizzly country;
- Has the ability to train, direct and oversee field crews;
- Can organize and write reports summarizing field data collection including basic statistics and trend analysis;
- Has good communication skills, verbally and in writing, and can document and report on technical aspects of wildlife work; and
- Has the desire to learn more about endangered and sensitive species and document potential effects from projects.

Expectations for the Wildlife Biologist Position

This position will be expected to support the wildlife biology program across the Forest. The selected individual will work closely with biologists and other program areas to support a variety of projects, surveys, and other requests. This position works with resource professionals engaged in scientific assessment of the potential effects of land management for wildlife resource planning and project design. Although some field work is required, the individual selected for this position will spend substantial time documenting effects on wildlife from projects by writing biological assessments or wildlife reports.

Field work will mostly occur during the summer season. Field work may involve driving long distances, often on minimally maintained Forest roads, walking up to several miles a day over potentially rough terrain, and/or overnight camping. The individual may act as crew lead for seasonal technicians, including providing training on field data collection protocols. The individual may need to operate a 4-wheel drive vehicle, ATV, or snowmobile under potentially

extreme weather conditions. This person may need to conduct surveys at night and must be comfortable working in grizzly bear habitat.

Wondering if the Beaverhead-Deerlodge NF is a good fit for you?


Do you love outdoor recreation? There are tremendous opportunities to satisfy your hunger for outdoor activities including skiing, snowboarding, snowmobiling, hiking, mountain biking, camping, picnicking, boating, swimming, and horseback riding. We also have world class fishing and hunting opportunities just minutes from either location.

Are you passionate about working with communities and partnerships? The Forest is built on strong community involvement, innovative partnerships, and volunteer programs. Natural resources and public lands are core values to the culture of Southwest Montana. The area carries rich history & tradition surrounding the forest.

Do you like fast-paced work environments and daily challenges? The Forest has an incredible variety of resources including large recreation programs, extensive grazing, forest health issues, and mining. With those resources and our public interests, we have an incredible diversity of challenges and opportunities in managing these amazing places.



Beaverhead-Deerlodge National Forest



The largest of the national forests in Montana, the B-D NF covers 3.35 million acres and lies in eight southwest Montana counties. The forest has one of the most diverse land bases in Montana. It is unique in that it connects three of the most intact large ecosystems in the lower forty-eight states. The forest provides timber, minerals, and grazing lands. It also offers breath-taking scenery for a wide variety of recreational pursuits. The forest has incredible mountain ranges, mountain lakes, great fishing rivers and streams, and wildlife abounds. Southwest Montana and the B-D are known for its large expanses of backcountry, outstanding elk hunting, and Blue Ribbon trout streams.

The Beaverhead-Deerlodge National Forest is comprised of 5 ranger districts; Butte, Dillon, Pintler, Madison, and Wisdom.

Climate in southwest Montana is graced with four seasons, generally experiencing cold, snowy winters and relatively warm summers, though temperature changes from day to night can vary

greatly. Temperatures range from an average high in August of 80 degrees to an average low in January of 10 degrees. Below-zero temperatures in the winter are common.

Southwestern Montana Communities

Dillon - Dillon is the county seat and major trading area for over 13,000 people in Beaverhead and western Madison counties. Along with the Beaverhead-Deerlodge National Forest, Dillon is home to the University of Montana Western and the national franchise office of Great Harvest Bread Company. Dillon also forms the center of Montana's largest cattle and hay producing areas, and is one of Montana's top agricultural centers. Total population of 9,000 in Beaverhead County, and nearly 6,000 in Madison County, provides a full-service community.




For more information, visit: <https://southwestmt.com/communities/dillon.htm>

Butte – The population of Butte is approximately 34,000. Butte, known as the Richest Hill on Earth, was once a thriving mining community. Today, the rich history of Butte’s past can be seen throughout the community by its architecture, museum, and cultural programs. Butte is considered a central launching point for many adventures into the state of Montana. Interstates 15 and 90 bisect the community. Missoula is 120 miles west, Bozeman and Yellowstone National Park are 80 miles east, Helena is 65 miles north and Dillon is 65 miles south. The elevation of Butte is a mile high at the upper portion of the city. The summer daytime temperatures are in the range of 60 to 90 degrees, averaging 68 during the day and 45 to 50 in the evenings. The daytime winter temperatures average 20 to 25 degrees; however, it still can go well below zero.

For more information, visit: <https://butteelevated.com/>

How to Apply

If you’d like to be considered for this job opportunity, please complete the outreach response form below and send to jennifer.gatlin@usda.gov by close of business on **January 31, 2022**.

- ❶ If you would like more information about this position, please contact Jennifer (Jay) Gatlin of the Beaverhead-Deerlodge NF, at (406) 596-1391 or jennifer.gatlin@usda.gov.
- ❷ If you would like more information on the Beaverhead-Deerlodge NF, check out our webpage
 <http://www.fs.usda.gov/bdnf>
- ❸ If you would like additional information about Southwest Montana visit
 <http://www.beaverheadchamber.org/>
 [Butte-Silver Bow Chamber of Commerce Official Site \(buttechambersite.org\)](http://buttechambersite.org)

###

"The U.S. Department of Agriculture (USDA) prohibits discrimination in all its programs and activities on the basis of race, color, national origin, age, disability, and where applicable, sex, marital status, familial status, parental status, religion, sexual orientation, genetic information, political beliefs, reprisal, or because all or part of an individual's income is derived from any public assistance program. (Not all prohibited bases apply to all programs.) Persons with disabilities who require alternative means for communication of program information (Braille, large print, audiotape, etc.) should contact USDA's TARGET Center at (202) 720-2600 (voice and TDD). To file a complaint of discrimination, write to USDA, Director, Office of Civil Rights, 1400 Independence Avenue, S.W., Washington, DC 20250-9410, or call (800) 795-3272 (voice) or (202) 720-6382 (TDD). USDA is an equal opportunity provider and employer."

Outreach Response

Beaverhead-Deerlodge National Forest

Position Identification	
Position Title:	Wildlife Biologist
Series/Grade:	GS-0486-7/9
Duty Station	TBD (Dillon/Butte)
Applicant Information	
Name:	E-Mail Address:
Mailing Address:	
Phone:	
Are you a current federal employee?	Yes No
Current Agency if applicable:	
Current Region/Forest/District if applicable:	
Current Title, Series and Grade if applicable:	
Type of Appointment:	Permanent Temporary Term Not current employee PWD Other VRA
If you are NOT a current permanent (career or career conditional) employee, are you eligible to be hired under any of the following authorities:	
Reinstatement Veterans Recruitment Act Disabled Veteran with 30% Compensable Disability Veteran’s Employment Opportunities Act of 1998	Person with Disabilities Former Peace Corps Volunteer Pathways Other
Qualifications / Additional Remarks	
Briefly describe why you would be a quality candidate for this position and whether you are interested in the detail and/or the permanent appointment.	

Thanks for your interest in our vacancy!

Please send your completed outreach response by 1/31/2022 to Jennifer (Jay) Gatlin at jennifer.gatlin@usda.gov